

Features

- Input Voltage Range 220~240V AC
- Working Temperature -20°C ~ +45°C
- Class II Protection Design
- Protection OVP, OLP, SCP
- Constant Voltage



Certified to UKCA, CE, TUV-GS, RoHS, REACH & IEC 61347-1/IEC 61347-2-13 Standards and complies with Efficiency Regulations. These are primarily used in LED Lighting Industries and customised solutions are available upon request.

Models

Model Number	DC Voltage (V)	Rated Current (mA)	Rated Power (W)	Efficiency (%)	Ripple & Noise (mVp-p)
56YSL150-12012500	12	12.5	150	92	200
56YSL150-24006250	24	6.25	150		
56YSL150-36004160	36	4.16	150		
56YSL150-48003125	48	3.125	150		

Input Specifications

Input Voltage	220-240VAC
Frequency Range	50-60Hz
AC Current	0.9AMAX@Full Load
Inrush Current	<65 Amps at 230VAC/50Hz@full load
Leakage Current	<0.25mA/240VAC
THD (Full Load)	<20%
Unload Power Consumption (W)	<0.5
Power Factor	≥0.95@Full Load 220-240VAC

Output Specifications

Voltage Tolerance	±5.0%
Line Regulation	±3.0%
Load Regulation	±5.0%
Set up, Rise, Hold up Time	1s, 10ms/60ms 230VAC @ full load

Protection

Overload	Yes , Protection type: Auto Restore
	Protection type: Hiccup mode, recovers automatically after fault condition is removed
Over Voltage	Yes , Protection type: Auto Restore
	Protection type: Shut down o/p voltage, re-power on to recover
Short Circuit	Yes , Protection type: Auto Restore

Environmental Characteristics

Operating Temp TA	-20 ~ +45
Storage Temp	-40°C ~ +85°C
Maximum Case Temperature Tc	+85%°C
Humidity	20 ~ 95% RH
Lifetime	>30000hours@ta 40°C

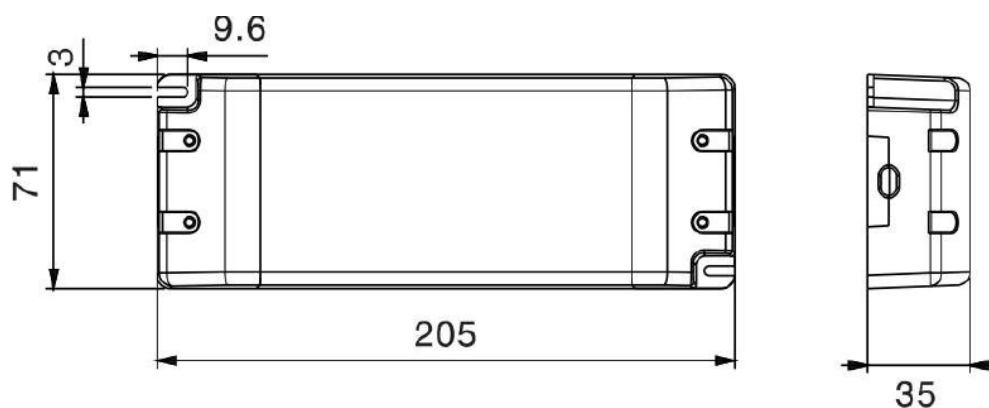
Safety & EMC

Safety Standards	EN61347-2-13:2014+A1:2017,EN61347-1:2015+A1:2021;EN62493:2015
Withstand Voltage	I/P-O/P:3750KVAC
Harmonic	EN61000-3-2 Class C EN61000-3-3
EMI	Compliance to EN55015
EMS	Compliance to EN61547:2009

Other

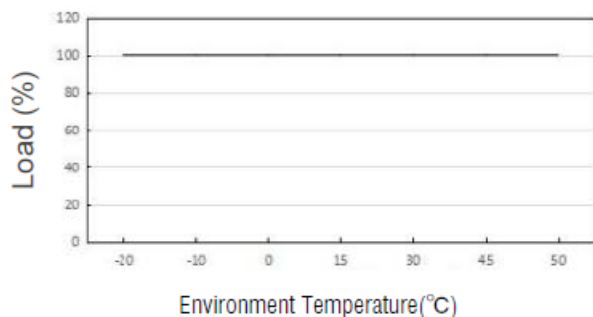
MTBF	200,000 Hours Minimum at Full Load at 25°C Ambient
Case Material and Size	Plastic
IP Grade	IP20
Size	205*71*35mm
Weight	500g / pcs
Packaging	20PCS/CTN

Dimensions and Installation

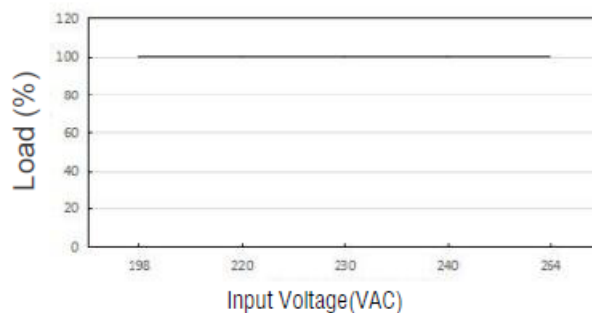


Curves

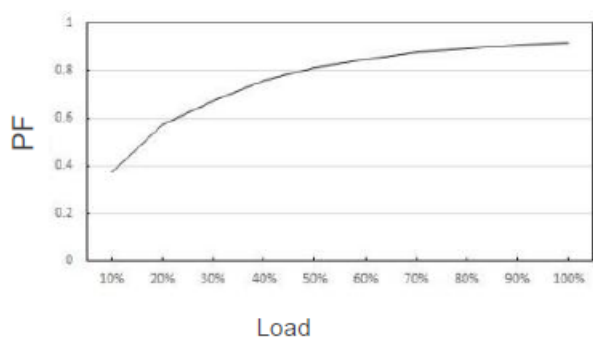
Deduction Curve and Temperature



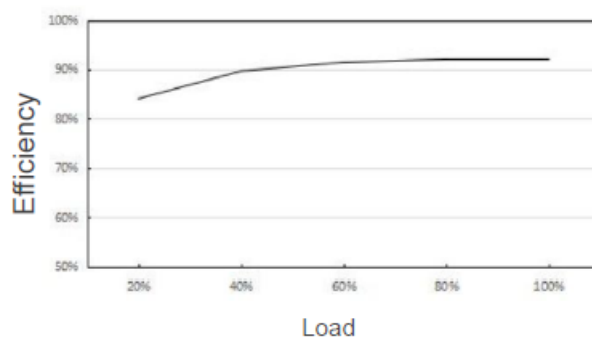
Minus Output and Input Voltage Curves



Power Factor (PF) Curves



Efficiency Vs Load



Wiring Diagram

